

# Roof Trac®

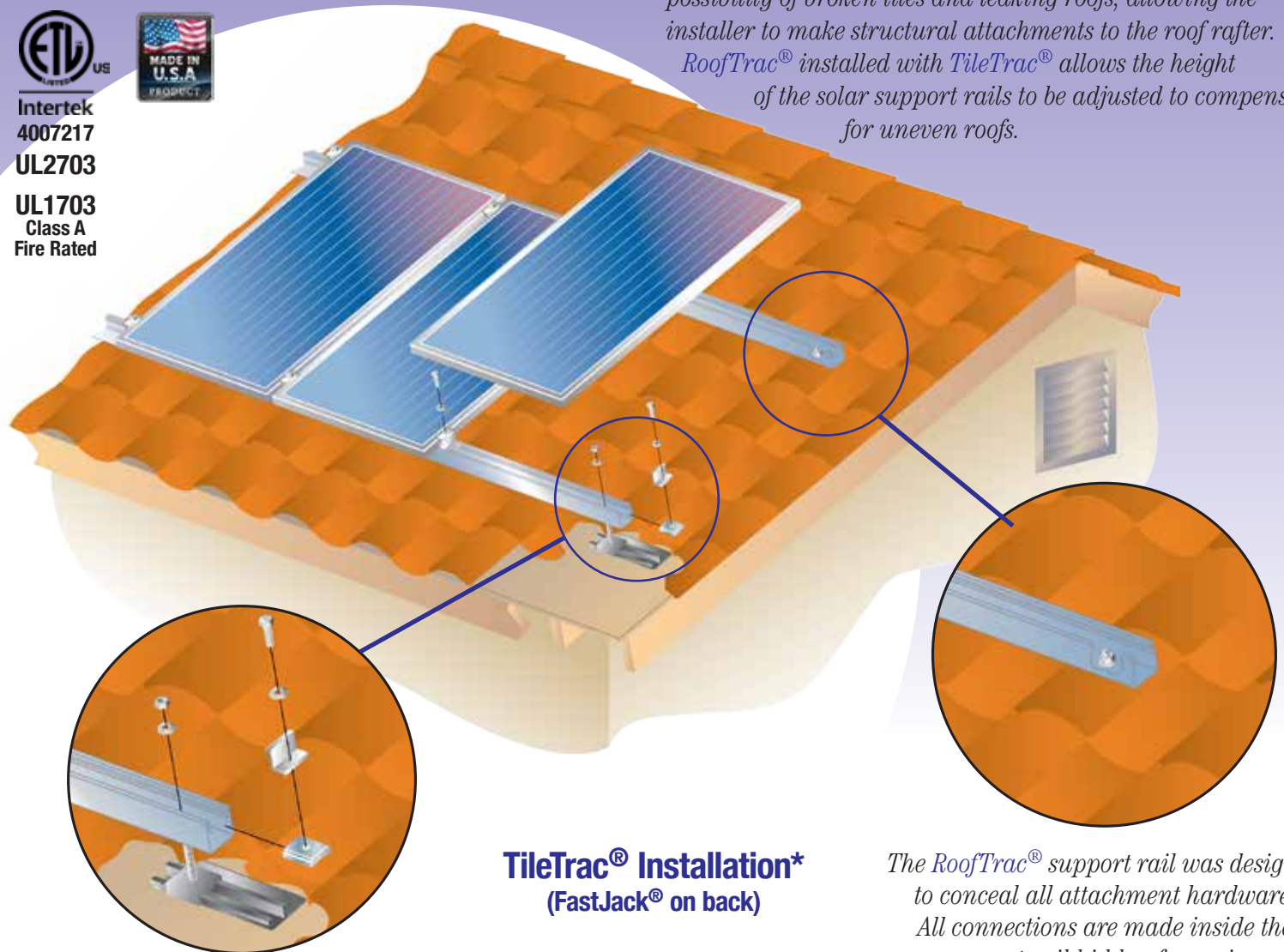
Patent #6,360,491

The Original "Top-Down" PV Mounting System.



Intertek  
4007217  
UL2703

UL1703  
Class A  
Fire Rated



## Integrated with TileTrac® attachments

The patented RoofTrac® rail/clamp system installed with the TileTrac® attachment method provides an ideal solution for mounting on a concrete tile roof. TileTrac® reduces the possibility of broken tiles and leaking roofs, allowing the installer to make structural attachments to the roof rafter.

RoofTrac® installed with TileTrac® allows the height of the solar support rails to be adjusted to compensate for uneven roofs.

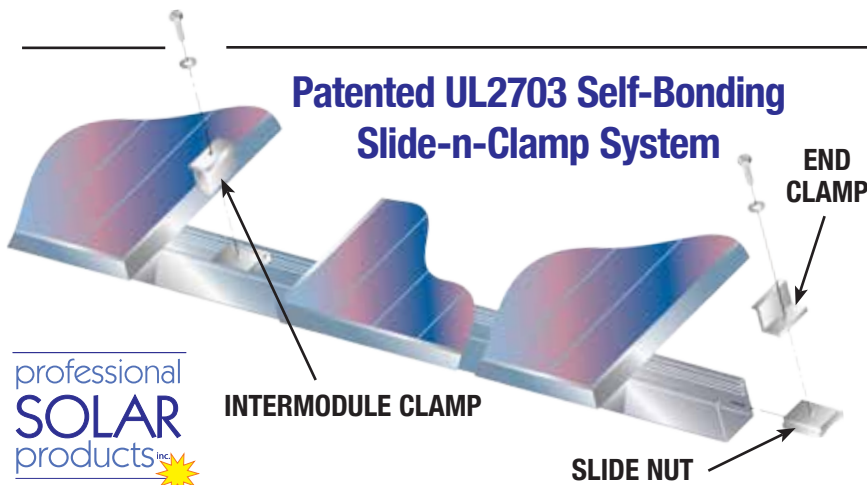
### TileTrac® Installation\* (FastJack® on back)

The RoofTrac® support rail was designed to conceal all attachment hardware. All connections are made inside the support rail hidden from view.

Illustrated above is how the TileTrac® attachment seamlessly integrates with the RoofTrac® mounting system.

\*Optional sub-flashing shown

### Patented UL2703 Self-Bonding Slide-n-Clamp System



Fully integrated, and patented, clamping system actually changes the structural properties of the aluminum channel making it significantly stronger. This design allows solar modules to be installed at a lower profile to the roof providing a more aesthetically pleasing installation.

Module end clamps are specifically designed for each specific module frame.

# RoofTrac®

Patent #6,360,491

The Original "Top-Down" PV Mounting System.



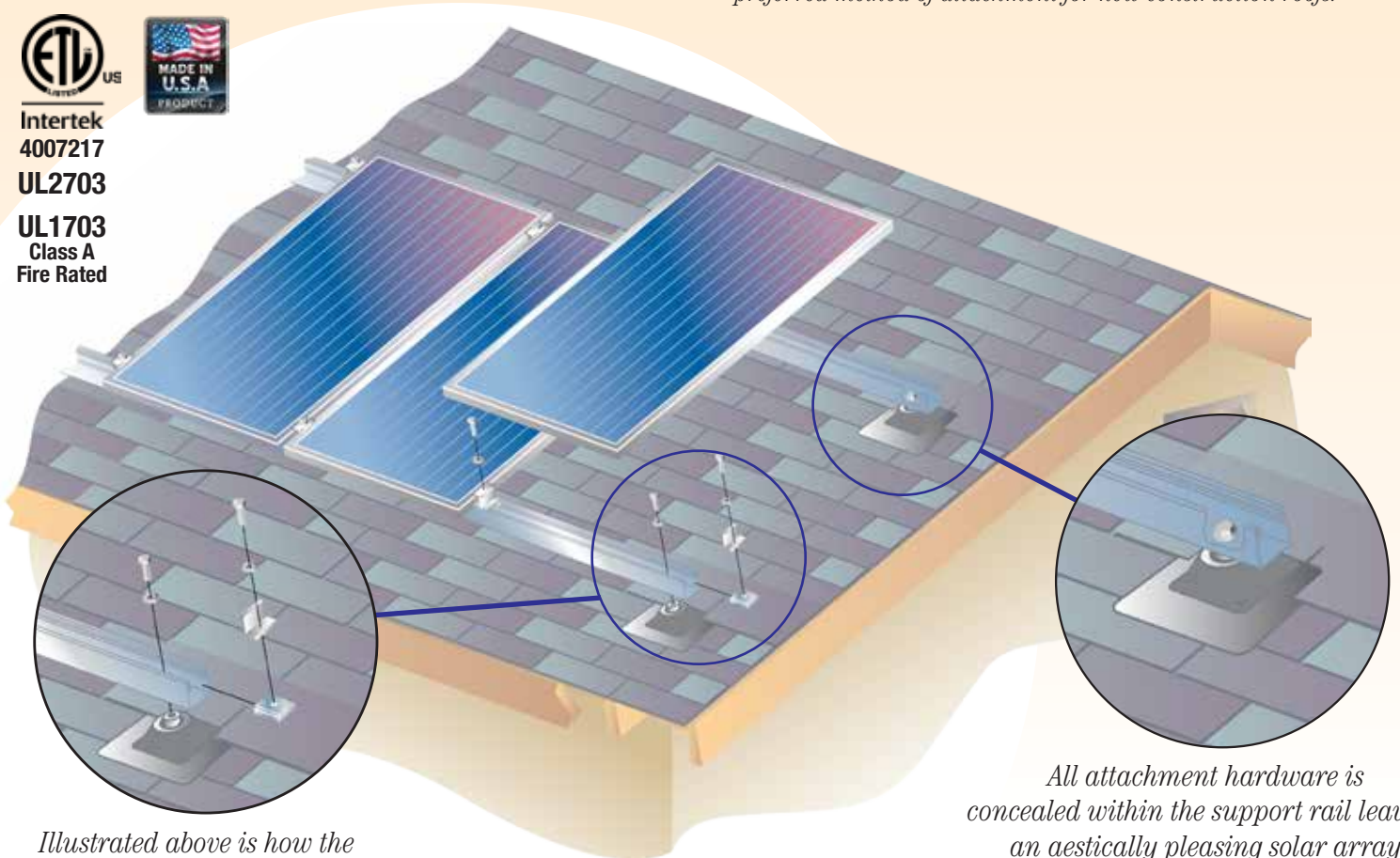
Intertek  
4007217

UL2703

UL1703  
Class A  
Fire Rated

## Integrated with FastJack® attachments

The patented RoofTrac® rail/clamp system installed with the FastJack® attachment method provides an ideal solution for installations where a flashing is desired. The FastJack® is also the solar industries preferred method of attachment for new construction roofs.



Illustrated above is how the FastJack® attachment seamlessly integrates with the RoofTrac® mounting system.

All attachment hardware is concealed within the support rail leaving an aestically pleasing solar array

### FastJack® Installation (TileTrac® on back)



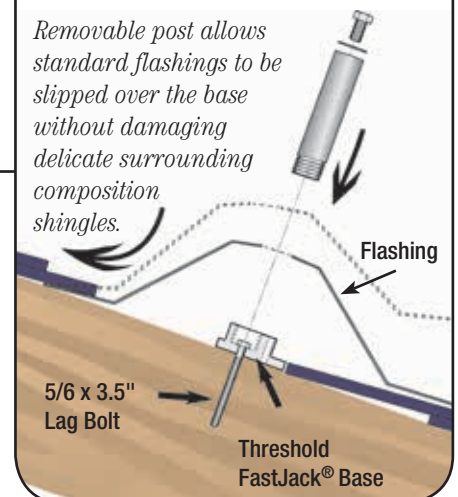
#### Splice Self-Bonding Connection

The splice kit provides a solution to rigidly lock multiple rail sets together and bond the rails to one another.

### FastJack® Connection

The FastJack® attachment provides a quick and strong installation solution. Patented design places the bolt directly under the stanchion post where the most support is offered. This feature allows standard roof flashings to lay flat on the roof deck.

Removable post allows standard flashings to be slipped over the base without damaging delicate surrounding composition shingles.



For more information you can visit us on the web at

[www.ProSolar.com](http://www.ProSolar.com)