

# Sunmodule<sup>®</sup> Plus SW 275 mono



TUV Power controlled:  
Lowest measuring tolerance in industry



Every component is tested to meet  
3 times IEC requirements



Designed to withstand heavy  
accumulations of snow and ice



Sunmodule Plus:  
Positive performance tolerance



25-year linear performance warranty  
and 10-year product warranty



Glass with anti-reflective coating



## World-class quality

Fully-automated production lines and seamless monitoring of the process and material ensure the quality that the company sets as its benchmark for its sites worldwide.

## SolarWorld Plus-Sorting

Plus-Sorting guarantees highest system efficiency. SolarWorld only delivers modules that have greater than or equal to the nameplate rated power.

## 25 years linear performance guarantee and extension of product warranty to 10 years

SolarWorld guarantees a maximum performance degradation of 0.7% p.a. in the course of 25 years, a significant added value compared to the two-phase warranties common in the industry. In addition, SolarWorld is offering a product warranty, which has been extended to 10 years.\*

\*in accordance with the applicable SolarWorld Limited Warranty at purchase.  
[www.solarworld.com/warranty](http://www.solarworld.com/warranty)



- Qualified, IEC 61215
- Safety tested, IEC 61730
- Periodic Inspection
- Blowing sand resistant



- Ammonia resistance tested
- Periodic Inspection
- Power Controlled



# Sunmodule<sup>®</sup> Plus SW 275 mono

## PERFORMANCE UNDER STANDARD TEST CONDITIONS (STC)\*

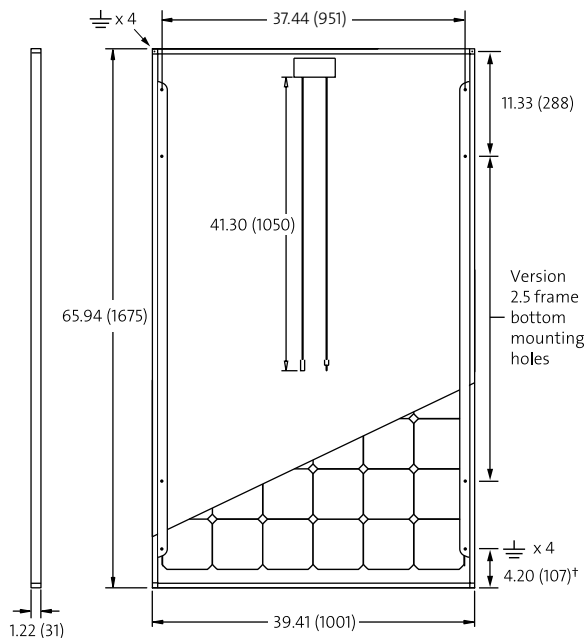

Maximum power	$P_{max}$	275 Wp
Open circuit voltage	$V_{oc}$	39.4 V
Maximum power point voltage	$V_{mpp}$	31.0 V
Short circuit current	$I_{sc}$	9.58 A
Maximum power point current	$I_{mpp}$	8.94 A

\*STC: 1000 W/m<sup>2</sup>, 25°C, AM 1.5

1) Measuring tolerance ( $P_{max}$ ) traceable to TUV Rheinland: +/- 2% (TUV Power Controlled).

## THERMAL CHARACTERISTICS

NOCT	46 °C
TC $I_{sc}$	0.04 %/°C
TC $V_{oc}$	-0.30 %/°C
TC $P_{mpp}$	-0.45 %/°C
Operating temperature	-40°C to 85°C



## PERFORMANCE AT 800 W/m<sup>2</sup>, NOCT, AM 1.5

Maximum power	$P_{max}$	205.0 Wp
Open circuit voltage	$V_{oc}$	36.1 V
Maximum power point voltage	$V_{mpp}$	28.4 V
Short circuit current	$I_{sc}$	7.75 A
Maximum power point current	$I_{mpp}$	7.22 A

Minor reduction in efficiency under partial load conditions at 25°C: at 200 W/m<sup>2</sup>, 100% (+/-2%) of the STC efficiency (1000 W/m<sup>2</sup>) is achieved.

## COMPONENT MATERIALS

Cells per module	60
Cell type	Mono crystalline
Cell dimensions	6.14 in x 6.14 in (156 mm x 156 mm)
Front	Tempered glass (EN 12150)
Frame	Clear anodized aluminum
Weight	46.7 lbs (21.2 kg)

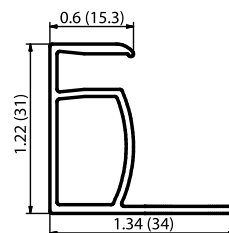
## SYSTEM INTEGRATION PARAMETERS

Maximum system voltage SC II	1000 V	
Max. system voltage USA NEC	1000 V	
Maximum reverse current	16 A	
Number of bypass diodes	3	
UL Design Loads*	Two rail system	113 psf downward 64 psf upward
UL Design Loads*	Three rail system	170 psf downward 64 psf upward
IEC Design Loads*	Two rail system	113 psf downward 50 psf upward

\*Please refer to the Sunmodule installation instructions for the details associated with these load cases.

## ADDITIONAL DATA

Power sorting <sup>1</sup>	-0 Wp / +5 Wp
J-Box	IP65
Module leads	PV wire per UL4703 with H4 connectors
Module efficiency	16.40 %
Fire rating (UL 790)	Class C
Glass	Low iron tempered with ARC



### VERSION 2.5 FRAME

- Compatible with both "Top-Down" and "Bottom" mounting methods
- ⚡ Grounding Locations:
  - 4 corners of the frame
  - 4 locations along the length of the module in the extended flange†

**NEW!**

Independently created PAN files now available. Ask your account manager for more information.